


The MJP UltraJet range excel where high bollard pull and exceptional acceleration is a specified craft requirement and boat speed must not be sacrificed to achieve this.

## MJP UltraJet 575



Lloyds ISO9001 Approved

### Features & Benefits

- Light weight and compact design with a variety of jet mounted hydraulic control systems to minimise installation time
- High propulsive efficiency and mid-range thrust for improved cruising speed and economy
- Superior manoeuvrability. Ability to accelerate quickly, reverse, stop, rotate, hold station and move sideways/easier docking
- Excellent resistance to cavitation in displacement craft – superior thrust at low boat speeds compared to other propulsion systems
- Lower vibration and noise levels than other propulsion methods
- UltraJet Joystick Control Systems mean complex craft manoeuvres are easier for the operator. Simple to fit – supplied as plug and play
- Wide range of Marine Jet Power developed electro-hydraulic control systems available across the complete MJP UltraJet range
- Standard rubber impeller shaft bearing or optional composite bearing if dry running is required or operation in aggressive water conditions

### Description

The MJP UltraJet 575 with a 575mm (22.6") diameter impeller provides higher thrust per horsepower and can be used with engines up to 1342 kW.

The hydrodynamically designed UJ575 incorporates an efficient and robust axial flow pump utilising a range of five bladed impellers to match various engine and gearbox combinations and is the culmination of over 45 years of research, development and practical experience. UltraJet drives have been developed for commercial, pleasure and military craft.

The MJP UltraJet 575 can be supplied with a full range of electro-hydraulic steering and reverse control systems including multi-station joystick control systems if required.

### Planing Craft

Maximum input power 1342 kW (1800 bhp)

Twin jets up to 50 tonnes (110,200 lb)

Triple jets up to 80 tonnes (176,320 lb)

Quad jets up to 110 tonnes (242,440 lb)

### Semi-Displacement Craft

Maximum input power 1082 kW (1450 bhp)

Twin jets up to 83 tonnes (182,932 lb)

Triple jets up to 128 tonnes (282,112 lb)

Quad jets up to 160 tonnes (352,640 lb)

### Displacement Craft

Maximum input power 596 kW (800 bhp)

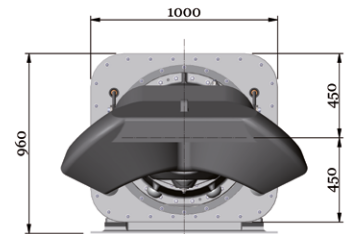
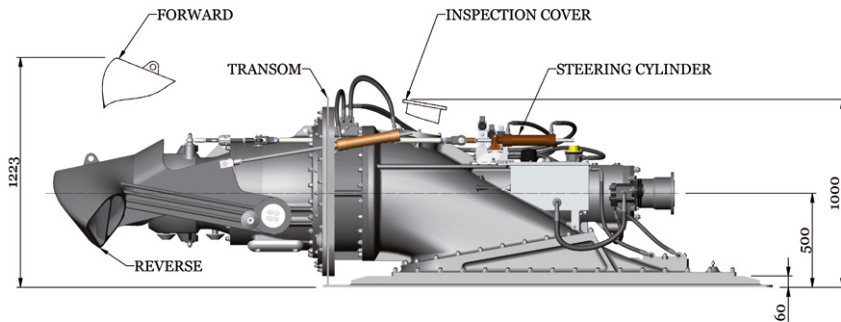
Twin jets up to 104 tonnes (229,216 lb)

Triple jets up to 160 tonnes (352,640 lb)

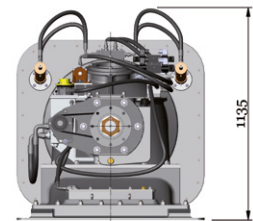
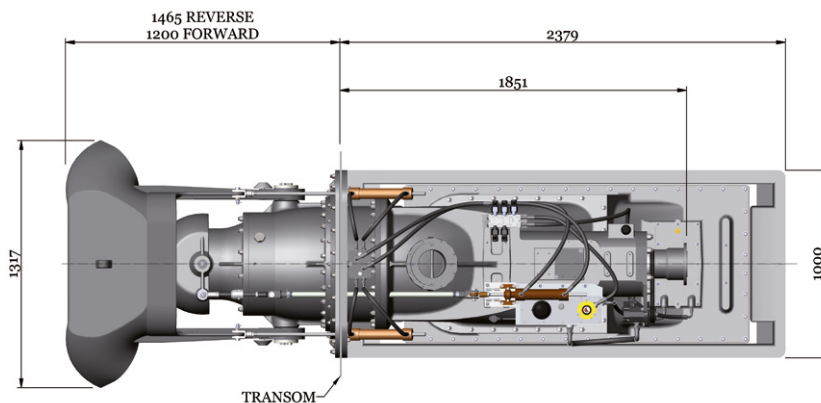
Quad jets up to 200 tonnes (440,800 lb)

Note: the displacement figures above can often be exceeded on good hull shapes.

## MJP UltraJet 575



OUTBOARD VIEW OF ULTRAJET UNIT



INBOARD VIEW OF ULTRAJET UNIT

### Typical Specifications:

1. Impellers are available to match most diesel engine and transmission combinations for optimum thrust performance.
2. DIN, SAE or other drive flange options are available.
3. Unit weight 1,450 kg (3,196 lb.) dry (including hydraulic system and controls). 1,685 kg (3,714 lb.) including entrained water.
4. Consult Marine Jet Power Technical Department for vessel and performance analysis.

We have a policy of continuous improvement in design. Specifications may, therefore, be changed without notice. When considering applications for this equipment it is recommended that our Technical Sales Department is consulted.