

***alamarinjet***

**35**  
YEARS  
of excellence

*GO WITH THE FLOW*











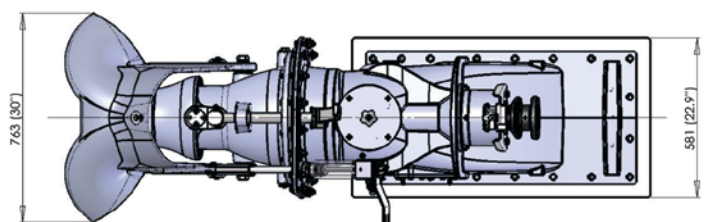
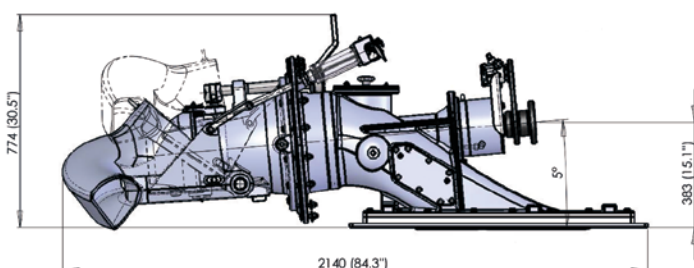
SINCE 1976

***alamarinjet***

# AJ 340

Integrated reversing cylinder oil cooler.  
Oil lubricated front bearing.









 <p>Mixed flow, single stage</p>	 <p>245 kg (540 lbs)</p>	 <p>Max 6500 kg (14000 lbs) per single jet, planing boat</p>	 <p>Max 550 kW (750 mhp)</p>	 <p>Impeller shaft RPM max 3300 1/min</p>	 <p>Impeller diameter max 335 mm (13.2")</p>	 <p>Reverse deflector hydraulic</p>	 <p>Aluminium, stainless steel</p>
---	---	---	---	--	---	--	---



“To ensure the correct choice of jet type for each application, it is essential to start by **optimising components and equipment**. With the main information effecting performance – boat type (hull design, characteristics and material) speed requirement and engine type – we provide a calculation, which helps to select the suitable jets for the vessel. If available, a General Arrangement drawing and also hull resistance data assist in making predictions even more accurate.











## AJ 160

 Pump type axial flow, single stage	 38 kg (84 lbs)	 Max. 1000 kg (2200 lbs) per single jet, planing boat	 Max. 74 kW (100 mhp)	 Impeller shaft RPM max. 5000 1/min.	 Impeller diameter max. 186 mm (7.3")	 Reverse deflector mechanical or electronic	 Aluminium, stainless steel
--	--	--	--	---	--	--	--

Grease lubricated front and rear bearings.











## AJ 180/185

 Pump type axial flow, single stage	 48 / 50 kg (106 / 110 lbs)	 Max. 1700 kg (3700 lbs) per single jet, planing boat	 Max. 110 kW (150 mhp) / 120 kW (163 mhp)	 Impeller shaft RPM max. 5000 1/min.	 Impeller diameter max. 192 mm (7.6") / 197 mm (7.8")	 Reverse deflector mechanical or electronic	 Aluminium, stainless steel
--	--	--	--	---	--	--	--

Grease lubricated front and rear bearings.



## AJ 230









 Pump type axial flow, single stage	 81 kg (179 lbs)	 Max. 3000 kg (6600 lbs) per single jet, planing boat	 Max. 190 kW (260 mhp)	 Impeller shaft RPM max. 4500 1/min.	 Impeller diameter max. 228 mm (9")	 Reverse deflector hydraulic	 Aluminium, stainless steel
--	---	--	---	---	--	---	--

Optional hydraulic oil cooler. Tube type reverse deflector as standard. Round type and twin installation tube deflector optional.

Grease lubricated front and rear bearings.



## AJ 245









 Pump type axial flow, single stage	 95 kg (209 lbs)	 Max. 3500 kg (7700 lbs) per single jet, planing boat	 Max. 235 kW (320 mhp)	 Impeller shaft RPM max. 4600 1/min.	 Impeller diameter max. 245 mm (9.7")	 Reverse deflector hydraulic	 Aluminium, stainless steel
--	---	--	---	---	--	---	--

Integrated reversing cylinder oil cooler and hydraulic cylinder for steering nozzle as standard. Flexible installation length: short tail or long tail.

High cavitation limits. Oil lubricated front bearing, grease lubricated rear bearing. Automat as option.



## AJ 288

 Pump type axial flow, single stage	 120 kg (265 lbs)	 Max. 5000 kg (11000 lbs) per single jet, planing boat	 Max. 330 kW (450 mhp)	 Impeller shaft RPM max. 3700 1/min.	 Impeller diameter max. 288 mm (11.3")	 Reverse deflector hydraulic	 Aluminium, stainless steel
--	--	---	---	---	---	---	--

Optional hydraulic oil cooler.

High cavitation limits. Oil lubricated front bearing, grease lubricated rear bearing (automat).

You can provide us with the information by filling in an **Application Questionnaire (AQ)** form, which you can request from your Alamarin-Jet representative or directly from [sales@alamarinjet.com](mailto:sales@alamarinjet.com).

# **alamarin-jet**

FI-62300 Härmä Finland • Tel. +358 10 774 5260 • Fax. +358 10 774 5269  
[sales@alamarinjet.com](mailto:sales@alamarinjet.com) • [www.alamarinjet.com](http://www.alamarinjet.com)